

Inverse Trigonometric Ratios

Find each angle measure to the nearest degree.

1) $\sin B = 0.4848$

2) $\sin A = 0.5150$

3) $\cos A = 0.7431$

4) $\cos W = 0.6157$

5) $\cos A = 0.5878$

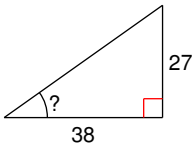
6) $\tan W = 19.0811$

7) $\cos A = 0.4226$

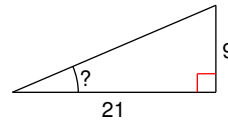
8) $\tan W = 0.5317$

Find the measure of the indicated angle to the nearest degree.

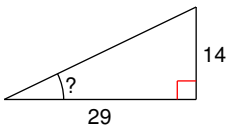
9)



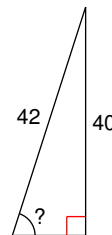
10)



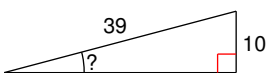
11)



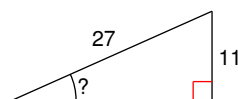
12)

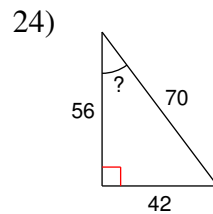
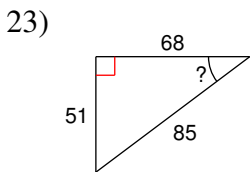
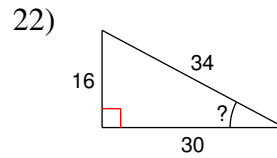
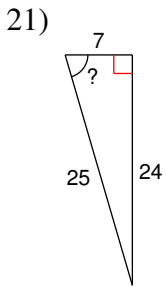
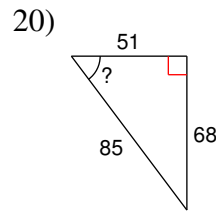
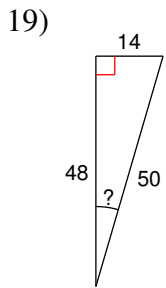
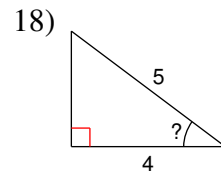
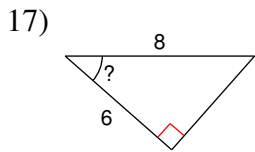
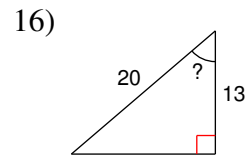
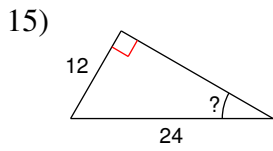


13)



14)





Critical thinking questions:

25) Find an angle x where $\sin x = \cos x$.

26) Draw and label all three sides of a right triangle that has a 40° angle and a hypotenuse of 10 cm.

Inverse Trigonometric Ratios

Find each angle measure to the nearest degree.

1) $\sin B = 0.4848$

29°

2) $\sin A = 0.5150$

31°

3) $\cos A = 0.7431$

42°

4) $\cos W = 0.6157$

52°

5) $\cos A = 0.5878$

54°

6) $\tan W = 19.0811$

87°

7) $\cos A = 0.4226$

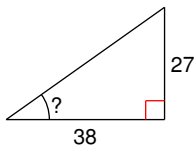
65°

8) $\tan W = 0.5317$

28°

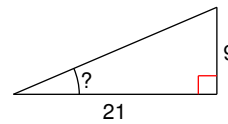
Find the measure of the indicated angle to the nearest degree.

9)



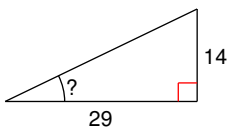
35°

10)



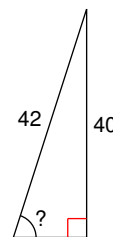
23°

11)



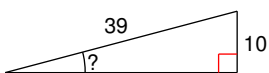
26°

12)



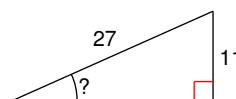
72°

13)

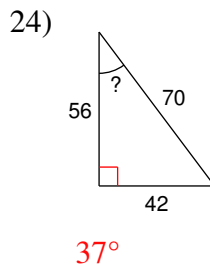
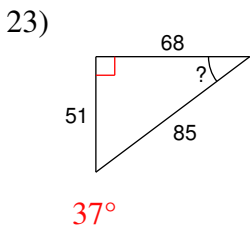
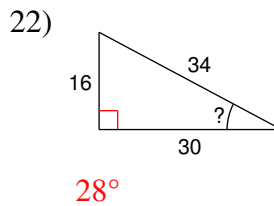
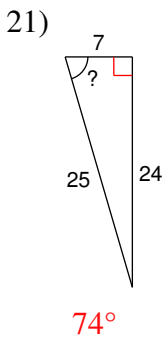
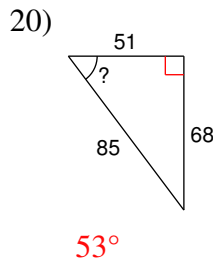
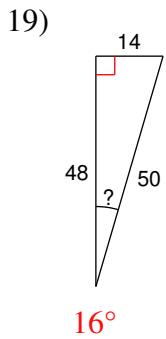
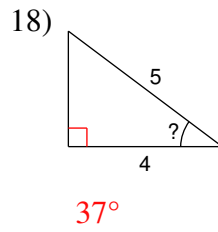
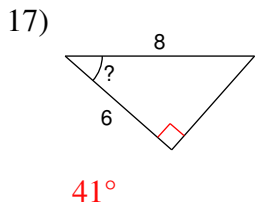
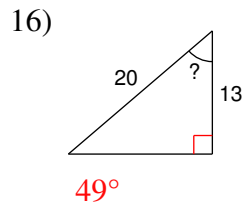
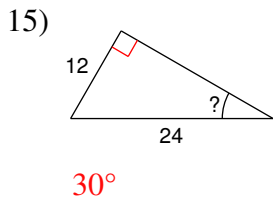


15°

14)



24°



Critical thinking questions:

25) Find an angle x where $\sin x = \cos x$.
 45°

26) Draw and label all three sides of a right triangle that has a 40° angle and a hypotenuse of 10 cm.

Sides are: 10 cm, 6.4 cm, and 7.7 cm.